

BIOTEK[®]
we put life in metal

www.biotekortho.com



EXTREMITIES



Biotek is a global medical device company with a strong focus on new product development in the most advanced orthopedic sector: SPORTS MEDICINE

Biotek continues to experience unprecedented growth and demand for our products throughout the world; we currently have a presence in all six continents around the world. However, Biotek remains a privately held company with a family business culture committed to delivering uncompromising quality to the health care professionals who use our products, and ultimately, the millions of patients whose lives we impact.


2003 Year
Founded

40+ Countries
Our Products
are Used in

100+ Sales
Partners
Globally



Available in Standard and Extra Long stem Sizes, the OSKAR® Radial Head Implant is a one-piece monoblock intramedullary-stemmed implant designed to help preserve the joint space and relationships of the radio-humeral and proximal radio-ulnar joints following irreparable radial head or neck fracture.



INDICATIONS

- Primary replacement after fracture of the radial head where fixation is not possible in isolation or with associated injuries
- Symptomatic sequelae after radial head resection
- The OSKAR® Radial Head Implant is available in seven sizes to adequately meet various operative requirements. A sizer set, supplied nonsterile and not suitable for implantation, is available for proper size determination during surgery.

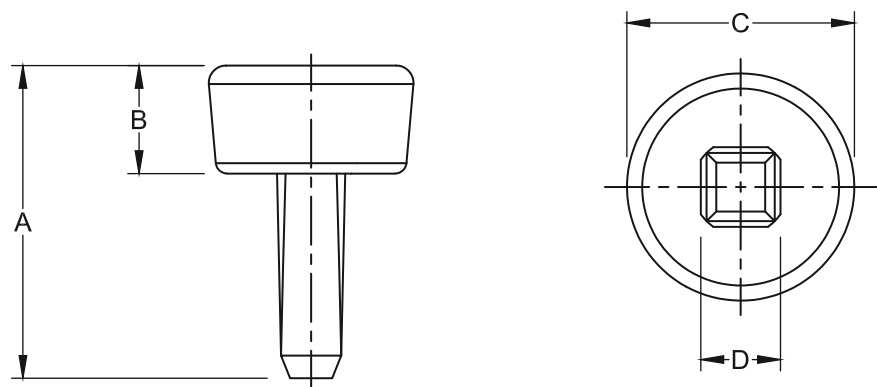
Ordering Information (Implants)

Sr. No.	Catalog No.	Product Description
01.	BOR-33.10	OSKAR® Radial Head Size 1.0, Extra Small, Uncemented
02.	BOR-34.15	OSKAR® Radial Head Size 1.5, Small, Uncemented
03.	BOR-35.15	OSKAR® Radial Head Size 1.5, Small Long, Cemented
04.	BOR-36.20	OSKAR® Radial Head Size 2.0, Medium, Uncemented
05.	BOR-37.25	OSKAR® Radial Head Size 2.5, Large, Uncemented
06.	BOR-38.25	OSKAR® Radial Head Size 2.5, Large Long, Cemented
07.	BOR-39.30	OSKAR® Radial Head Size 3.0, Extra Large, Uncemented

Note: OSKAR® implants are made of Titanium and are available in a Sterile pack.

* Available in India only.

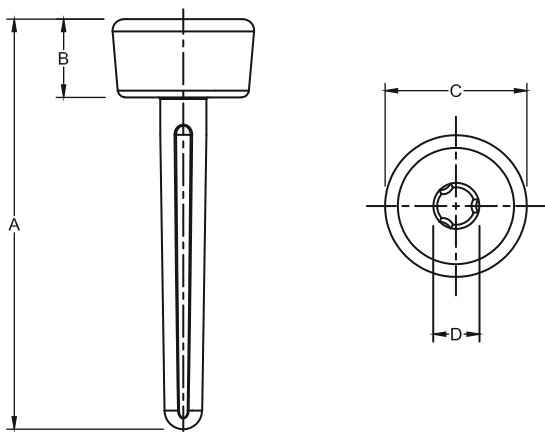
Standard Stem- Variants (Uncemented)



DIMENSION (in millimeters)

Size	1.0(Ext. Small)	1.5(Small)	2.0(Medium)	2.5(Large)	3.0(Ext. Large)
A	27.50	29.00	30.50	32.00	33.50
B	9.50	10.50	11.50	12.50	13.50
C	18.00	19.00	20.00	21.00	22.00
D	6.00	6.50	7.00	7.50	8.00

Long Stem- Variants (Cemented)




DIMENSION (in millimeters)

Size	1.5(Small)	2.5(Large)
A	55.00	55.00
B	10.50	12.50
C	19.00	21.00
D	6.20	6.20

NOTE: The use of extra long radial head implant is indicated when there is a lack of bone stock at the radial neck and the distance between the capitellum and the proximal radius is too long for the conventional style implant. This situation can be seen when there has been a comminuted radial head fracture including the neck or following an overzealous bone removal in radial head excision procedures.

OSKAR® Instrumentation



Ordering Information (Instruments)

Sr. No.	Catalog No.	Product Description	Sr. No.	Catalog No.	Product Description
01.	BIR-002	Radial Head Rasp 1.0 mm	09.	BIR-016	Trial Radial Head 1.0, Extra Small, Not for Implant
02.	BIR-003	Radial Head Rasp 1.5 mm	10.	BIR-017	Trial Radial Head 1.5, Small, Not for Implant
03.	BIR-004	Radial Head Rasp 2.0 mm	11.	BIR-018	Trial Radial Head 2.0, Medium, Not for Implant
04.	BIR-005	Radial Head Rasp 2.5 mm	12.	BIR-019	Trial Radial Head 2.5, Large, Not for Implant
05.	BIR-006	Radial Head Rasp 3.0 mm	13.	BIR-020	Trial Radial Head 3.0, Extra Large, Not for Implant
06.	BIR-001	Awl	14.	BIR-021	Trial Radial Head 1.5, Small Long, Not for Implant
07.	BIR-013	Radial Head Sizer	15.	BIR-022	Trial Radial Head 2.5, Large Long, Not for Implant
08.	BIR-015	Impactor	16.	BIR-023	Instrument Box

Total Elbow is indicated for primary and revision intervention, post traumatic and rheumatoid arthritis, and trauma reconstruction. For complete patient matching flexibility, the TEXX-21[®] Total Elbow is unsurpassed in interchangeability and design and is the total elbow of choice for its ease of use. It is backed by more than a decade of clinical success. The ease-of-operation, enhanced fixation, and simple, precise instrumentation provides excellent results.

The rationale behind the TEXX-21[®] Total Elbow was to create a device that replicates anatomy while providing a superior mechanism that is easier to assemble and revise. It was also a priority to create an instrument set that was ideal for a broad range of surgeons.

The device is intended for use with both the humeral and ulnar components inserted with bone cement.



I n d i c a t i o n s

The elbow replacement may be done if the patient has one or more of the following conditions:

- Bone injury or bone loss contributing to elbow instability
- Abnormal stiffness, immobility, and consolidation of the elbow joint (ankylosis)
- Painful deterioration of the elbow joint cartilage (osteoarthritis)
- Painful inflammation in the lining of the elbow joint (rheumatoid arthritis)
- Arthritis resulting from physical injury to the elbow joint (traumatic arthritis)
- Elbow joint instability or loss of motion, which cannot be satisfactorily addressed by more conservative treatment options in the elderly.
- A previous elbow joint replacement which has worn or failed.

Snap-fit Locking Pin



- Two-piece locking pin simply snaps together and provides accuracy and efficiency.
- Easy disassembly of the locking pin enhances interchangeability in revision cases.
- Allows for assembly or disassembly without compromising either epicondyle.
- Addresses individual anatomy by allowing any humeral component to be used with any ulnar component.

Enhanced Ulnar Positioning

- Anatomically designed ulnar component (for Right/Left Limb) allows for anatomic axis of motion.
- Quadrangular to match canal landscape, to help minimize intramedullary rotation in the ulna.
- Poly Bushings, with Ultra-high molecular weight polyethylene, prevents metal-to-metal contact.



Anatomic Humeral Stem

- Triangular to match landscape of canal maximizing stability and minimizing rotation.

Anterior humeral flange

- Permits insertion of bone graft anteriorly to enhance thickening of bone stock where maximum stress occurs, reducing posterior displacement and torsional forces and helping protect bone / cement / implant interface.

Trauma Reconstruction

- The longer flange option addresses clinical situations involving distal humeral bone loss without compromising elbow joint performance.

Complete Interchangeability:


- 4 Humeral Stems lengths in small, medium, large and extra-long with small size options.
- 8 Ulnar Stems - Regular and Extra-long lengths in small and large sizes.
- Provides comprehensive patient matching and introspective flexibility.

Ordering Information (Implants)

Sr. No.	Catalog No.	Product Description	Sr. No.	Catalog No.	Product Description
01.	BTE-1147	TEXX-21® Humeral Stem, (with flange), Small (Pack includes locking pin BTE-1145.M & BTE-1146.F)	06.	BTE-1142.07R	TEXX-21® Ulna Component Right, Small, 7mm
02.	BTE-1148	TEXX-21® Humeral Stem, (with flange), Medium (Pack includes locking pin BTE-1145.M & BTE-1146.F)	07.	BTE-1143.09L	TEXX-21® Ulna component Left, Large, 9mm
03.	BTE-1149	TEXX-21® Humeral Stem, (with flange), Large (Pack includes locking pin BTE-1145.M & BTE-1146.F)	08.	BTE-1144.09R	TEXX-21® Ulna component Right, Large, 9mm
04.	BTE-1150	TEXX-21® Humeral Stem, (with long flange), Small, Extra-Long (Pack includes locking pin BTE-1145.M & BTE-1146.F)	09.	BTE-1152.07L	TEXX-21® Ulna Component Left, Small, 7mm, Extra-long
05.	BTE-1141.07L	TEXX-21® Ulna Component Left, Small, 7mm	10.	BTE-1153.07R	TEXX-21® Ulna Component Right, Small, 7mm, Extra-long
			11.	BTE-1154.09L	TEXX-21® Ulna Component Left, Large, 9mm, Extra-long
			12.	BTE-1155.09R	TEXX-21® Ulna Component Right, Large, 9mm, Extra-long
			13.	BTE-1145.M	TEXX-21® Locking Pin Male
			14.	BTE-1146.F	TEXX-21® Locking Pin Female

Note: TEXX-21® implants are made of Stainless Steel & are available in a Sterile pack. Available in India only.

TEXX-21® Instrumentation



Ordering Information (Instruments)

Sr. No.	Catalog No.	Product Description	Sr. No.	Catalog No.	Product Description
01.	BIT-001	TEXX-21® Humeral Entry Reamer	18.	BIT-018	TEXX-21® Locking Pin Removal
02.	BIT-002	TEXX-21® Humeral Entry Rasp with Q.C.	19.	BIT-019	TEXX-21® Round Burr, Dia. 4.0mm
03.	BIT-003	TEXX-21® T-handle with Q.C.	20.	BIT-020	TEXX-21® Round Burr, Dia. 5.0mm
04.	BIT-004	TEXX-21® Humeral Resection Guide Left/Right	21.	BIT-041	TEXX-21® Round Burr, Dia. 6.0mm
05.	BIT-005	TEXX-21® Humeral Rasp, Small	22.	BIT-023	TEXX-21® Oval Burr, Dia. 4.0mm
06.	BIT-006	TEXX-21® Humeral Rasp, Medium	23.	BIT-042	TEXX-21® Oval Burr, Dia. 5.0mm
07.	BIT-007	TEXX-21® Humeral Rasp, Large	24.	BIT-024	TEXX-21® Humeral Component Trial, Small
08.	BIT-008	TEXX-21® Humeral Rasp, Small, Extra Long	25.	BIT-025	TEXX-21® Humeral Component Trial, Medium
09.	BIT-009	TEXX-21® Humeral/Ulna Stem Impactor	26.	BIT-026	TEXX-21® Humeral Component Trial, Large
10.	BIT-010	TEXX-21® Ulna Entry Awl, Small	27.	BIT-027	TEXX-21® Humeral Component Trial, Small, Extra Long
11.	BIT-011	TEXX-21® Ulna Entry Awl, Large	28.	BIT-028	TEXX-21® Ulna Trial Component, Left, Small, 7mm
12.	BIT-012	TEXX-21® Ulna Entry Rasp	29.	BIT-029	TEXX-21® Ulna Trial Component, Right, Small, 7mm
13.	BIT-013	TEXX-21® Ulnar Rasp, 7mm, Left	30.	BIT-030	TEXX-21® Ulna Trial Component, Left, Large, 9mm
14.	BIT-014	TEXX-21® Ulnar Rasp, 7mm, Right	31.	BIT-031	TEXX-21® Ulna Trial Component, Right, Large, 9mm
15.	BIT-015	TEXX-21® Ulnar Rasp, 9mm, Left	32.	BIT-032	TEXX-21® Trial Pin
16.	BIT-016	TEXX-21® Ulnar Rasp, 9mm, Right	33.	BIT-040	Graphic Case for TEXX-21® Elbow Instrument Set with 2 trays one 1 lid
17.	BIT-017	TEXX-21® Humeral/Ulna Stem Extractor			




The URSA[®] Hemi-Shoulder Arthroplasty System designed for hemiarthroplasty of the shoulder has enjoyed more than a decade of clinical success. The variety of head sizes allow the surgeon to better recreate the normal anatomy which is so important in tensioning of the soft tissues for joint stability and providing maximum postoperative function. The modular components also allow the surgeon to better reconstruct the tuberosities in difficult acute fractures and chronic malunions of the proximal humerus. The modularity in both the implants and instruments, increase intraoperative flexibility, offering the surgeon an excellent overall system to perform hemi-arthroplasty tailored to each patient. The device is intended for use with a humeral stem inserted with bone cement.

Primary Indication:

- Acute non constructable fracture of the Proximal Hummers.

Extended Indication:

- Non-union/Malunion of Proximal Humeral Fracture
- Failed fixation of proximal humorous fracture
- RheumatoidArthritis cuff tear arthropathy where a reverse shoulder is not deemed possible.



Multiple Holes on Humeral Stem

Multiple holes allow suture reconstruction of greater tuberosity for better stability & function, and ensure accurate fit. The space inside the stem to insert the bone graft.

Humeral Head



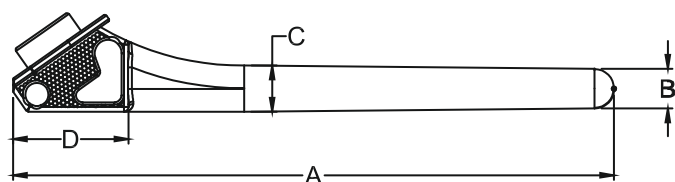
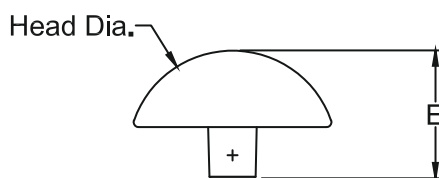
Multiple head diameters to ensure accurate fit. Different neck lengths to allow proper joint tensioning.



Humeral Stem

A family of humeral component sizes has been designed to fit the wide range of humeral canals. Proper fit in the humeral canal aids in proper varus-valgus alignment. Proper fit in the metaphysis, combined with the collar, provides stability against subsidence. A unique system of humeral cutting and broaching instruments helps achieve optimal stem placement.

The URSA® Hemi-Shoulder Implants Sizes chart



Head Size	Total height	Head Dia.
37*14	22.0 mm	37.0 mm
39*15	23.0 mm	39.0 mm
41*17	25.0 mm	41.0 mm
43*19	27.0 mm	43.0 mm
45*21	29.0 mm	45.0 mm

Stem Size	Total length-A	Stem Dia.-B	Stem Dia.-C	Length-D
6.0	80.0 mm	6.0 mm	8.0 mm	25.0 mm
6.5	110.0 mm	6.5 mm	10.0 mm	25.0 mm
7.5	130.0 mm	7.5 mm	10.0 mm	25.0 mm
8.5	130.0 mm	8.5 mm	10.0 mm	25.0 mm

Ordering Information (Implants)

Sr. No.	Catalog No.	Product Description	Sr. No.	Catalog No.	Product Description
01.	BUS-28.60	URSA® Humeral Stem Small, Dia. 6.0mm	06.	BUS-32.39.15	URSA® Humeral Head Dia. 39mm, Neck Len. 15mm
02.	BUS-28.65	URSA® Humeral Stem Small, Dia. 6.5mm	07.	BUS-33.41.17	URSA® Humeral Head Dia. 41mm, Neck Len. 17mm
03.	BUS-28.75	URSA® Humeral Stem Medium, Dia. 7.5mm	08.	BUS-34.43.19	URSA® Humeral Head Dia. 43mm, Neck Len. 19mm
04.	BUS-28.85	URSA® Humeral Stem Large, Dia. 8.5mm	09.	BUS-35.45.21	URSA® Humeral Head Dia. 45mm, Neck Len. 21mm
05.	BUS-31.37.14	URSA® Humeral Head Dia. 37mm, Neck Len. 14mm			


Note: URSA® implants are made of Stainless Steel & are available in a Sterile pack.
Available in India only.

URSA® Instrumentation



Ordering Information (Instruments)

Sr. No.	Catalog No.	Product Description	Sr. No.	Catalog No.	Product Description
01.	BIU-004	URSA® Handheld Reamer Small	13.	BIU-040	URSA® Humeral Trial Stem 6.0 mm
02.	BIU-005	URSA® Handheld Reamer Medium	14.	BIU-023	URSA® Humeral Trial Stem 6.5 mm
03.	BIU-006	URSA® Handheld Reamer Large	15.	BIU-024	URSA® Humeral Trial Stem 7.5 mm
04.	BIU-008	URSA® Humeral Rasp Small	16.	BIU-025	URSA® Humeral Trial Stem 8.5 mm
05.	BIU-009	URSA® Humeral Rasp Medium	17.	BIU-036	URSA® Rod for Version guide
06.	BIU-010	URSA® Humeral Rasp Large	18.	BIU-041	URSA® Humeral Trial Head, 37 x 14
07.	BIU-011	URSA® Humeral Implant Stem Introducer	19.	BIU-042	URSA® Humeral Trial Head, 39 x 15
08.	BIU-012	URSA® Humeral trial Stem Introducer / Extractor	20.	BIU-043	URSA® Humeral Trial Head, 41 x 17
09.	BIU-013	URSA® Extraction Rod with handle	21.	BIU-044	URSA® Humeral Trial Head, 43 x 19
10.	BIU-014	URSA® RAM for Extraction Rod	22.	BIU-045	URSA® Humeral Trial Head, 45 x 21
11.	BIU-015	URSA® Humeral Head Impactor	23.	10044	URSA® Humeral Head, Sizer
12.	BIU-016	URSA® Humeral Head Extractor	24.	BIU-046	Graphic Case for URSA® Hemi Shoulder Instruments



BIOTEK – CHETAN MEDITECH PVT. LTD.

MD 04, Sanand GIDC Gate No. 2,
Ahmedabad – 382110. Gujarat, India.
Email: contact@biotekortho.com



Australian Government
Department of Health

DISTRIBUTED BY